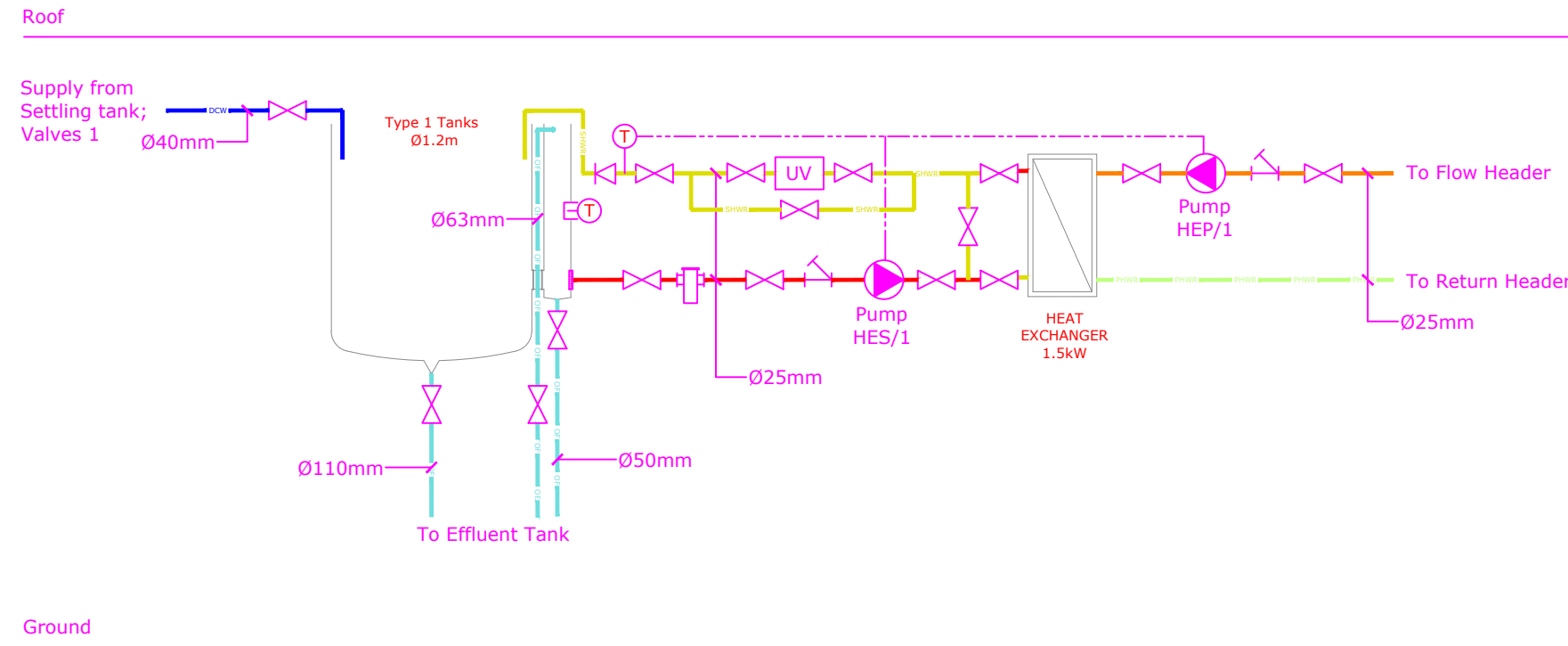
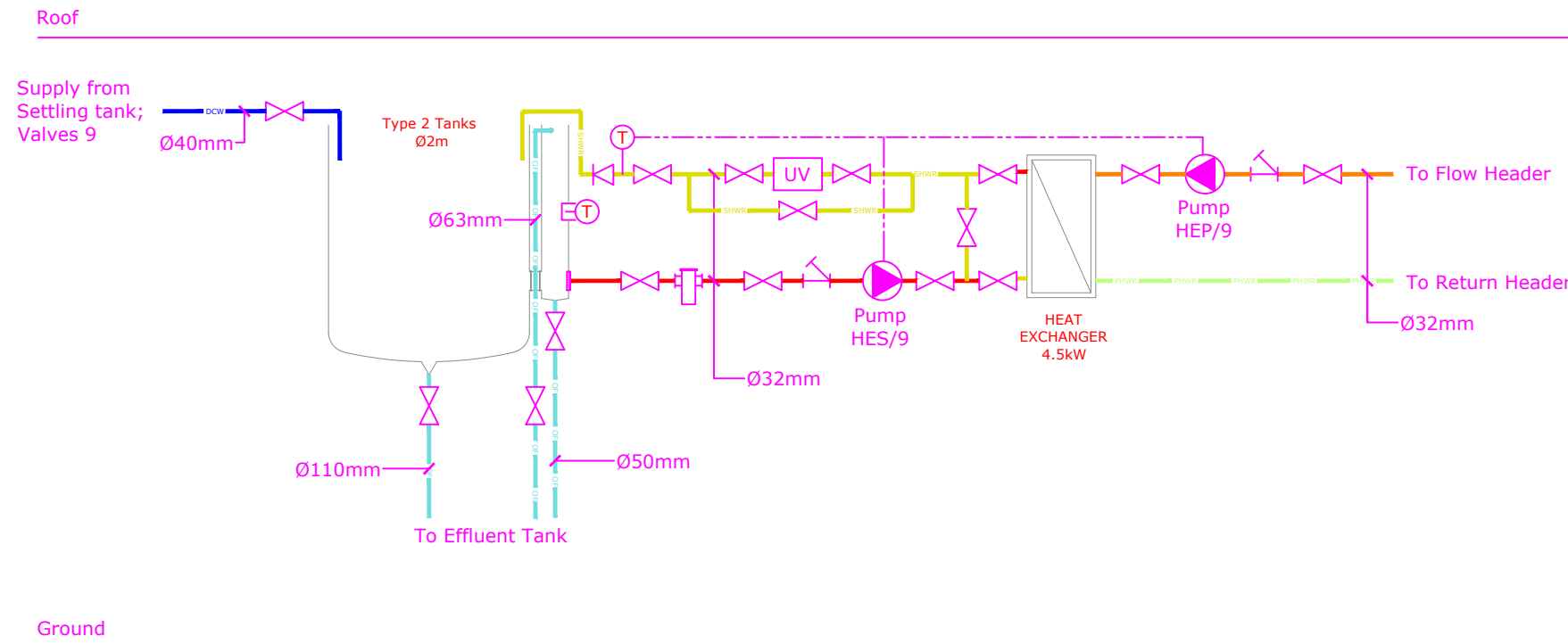


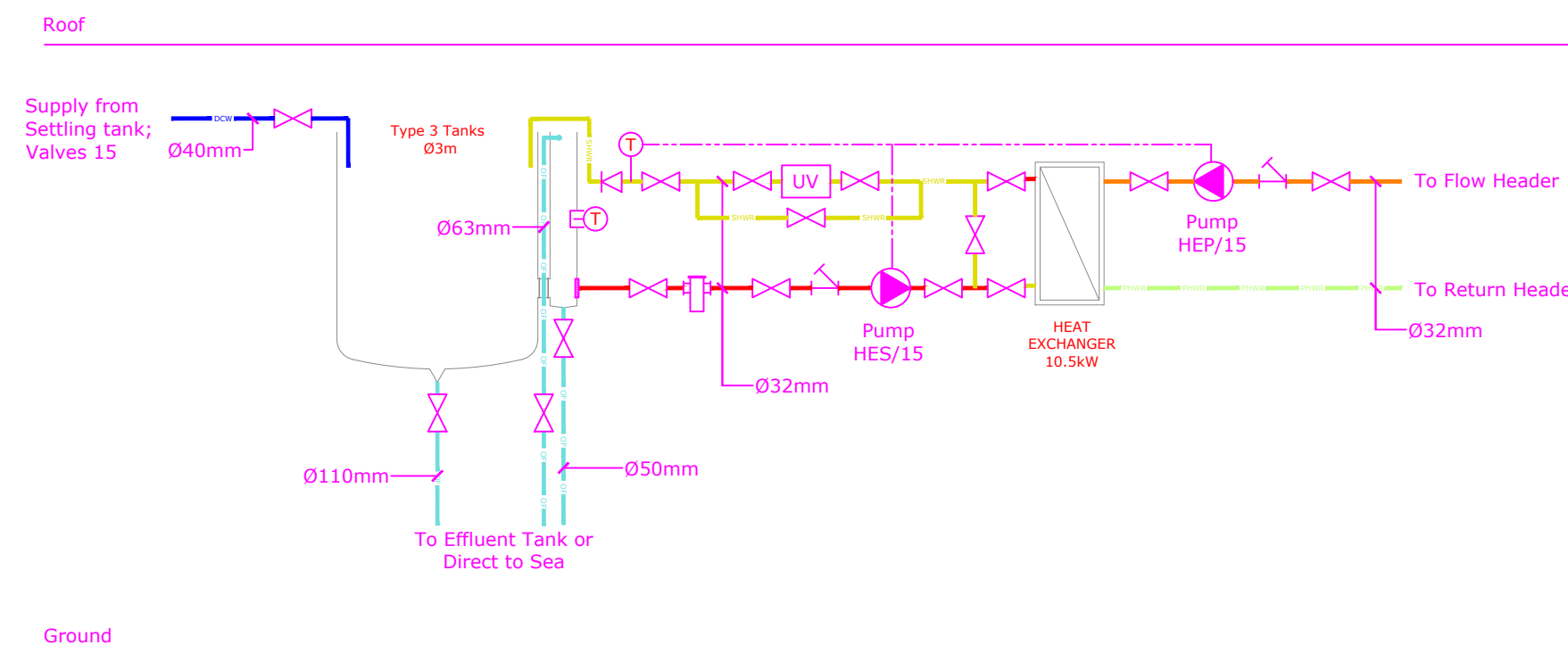
Type 1 Tank Typical Schematic



Type 2 Tank Typical Schematic



Type 3 Tank Typical Schematic



Pump Sizes:

- Pump 01;** 15l/min @ 10m Head
- Pump 02;** 85l/min @ 75m Head
- Pump 03;** 70l/min @ 20m Head
- Pump HES 01-08;** 4.5l/min @ 10m Head
- Pump HEP 01-08;** 4.5l/min @ 10m Head
- Pump HES 09-14;** 13l/min @ 10m Head
- Pump HEP 09-14;** 13l/min @ 10m Head
- Pump HES 15;** 30l/min @ 10m Head
- Pump HEP 15;** 30l/min @ 10m Head
- Pump HES EFF;** 30l/min @ 10m Head
- Pump HEP EFF;** 30l/min @ 10m Head

General Notes and Legends

Legend:

| | |
|--|------------------------------|
| | Domestic Cold Water Pipework |
| | Main Water Pipework |
| | Domestic Hot Water Pipework |
| | Primary Hot Water Flow |
| | Primary Hot Water Return |
| | Secondary Hot Water Flow |
| | Secondary Hot Water Return |
| | Overflow Pipework |
| | Borehole Pipework |
| | Gate Valve |
| | Water Meter |
| | Pump |
| | Solenoid Valve |
| | Strainer |
| | Motorized Valve |
| | Pressure Relief Valve |
| | Pressure Sensor |
| | Temperature Sensor |
| | Non Return Valve |

| | | | |
|----|----------|-----------|----------------|
| - | - | - | - |
| - | - | - | - |
| 02 | 24.09.20 | <i>MA</i> | Revised Layout |
| 01 | 14.09.20 | <i>MA</i> | Revised Layout |

CAMILLERI & CUSCHIERI
CONSULTING ENGINEERS
Design Center, Level 2, Tower Road, Swatar,
Birkirkara, Malta BKR 4012
+356 21220431 +356 79220431
info@camilleriandcuschieri.com
www.camilleriandcuschieri.com

Project Name & Address:
Nature Trust
Xrobb L-Għagin

THIS DRAWING IS CONFIDENTIAL AND IS THE PROPERTY OF CAMILLERI & CUSCHIERI CONSULTING ENGINEERS. IT MUST NOT BE DISCLOSED TO A THIRD PARTY, COPIED OR LENT, WITHOUT THE WRITTEN CONSENT OF CAMILLERI AND CUSCHIERI CONSULTING ENGINEERS.

| | | |
|-----------------|---------------------|-------------------|
| Scale: 1:100 | Revision No.: 02 | Date: 11.08.20 |
|-----------------|---------------------|-------------------|

| | |
|----------------------------------|----------------------------------|
| Job No.: 20.032 | Drawing No.: NT-XG.TPSD.AS.03 |
| Drawn By: <i>Nayana Abela</i> | Checked By: |

Position:
As Shown

Service:
Tank Plumbing Schematic Diagram